

Calibration Certificate

Certificate No. **23551**

Page 1 of 4 Pages

Customer : Lam Geotechnics Limited

Address : 11/F, Centre Point, 181-185 Gloucester Road, Wanchai, Hong Kong.

Order No. : Q21462

Date of receipt : 11-Jun-12

Item Tested

Description : Digital Sound Level Meter

Manufacturer : B&K

Model : Type 2236

Serial No. : 2100736

Test Conditions

Date of Test : 12-Jun-12

Supply Voltage : --

Ambient Temperature : (23 ± 3)°C

Relative Humidity : (50 ± 25) %

Test Specifications

Calibration check.

Ref. Document/Procedure : Z01.

Test Results

All results were within the IEC 651 Type 1, IEC 804 Type 1 & IEC 1260 Class 1 specification.

The results are shown in the attached page(s).


Main Test equipment used:

<u>Equipment No.</u>	<u>Description</u>	<u>Cert. No.</u>	<u>Traceable to</u>
S017	Multi-Function Generator	C101623	SCL-HKSAR
S024	Sound Level Calibrator	15136	NIM-PRC & SCL-HKSAR

The values given in this Calibration Certificate only relate to the values measured at the time of the test and any uncertainties quoted will not include allowance for the equipment long term drift, variations with environmental changes, vibration and shock during transportation, overloading, mis-handling, or the capability of any other laboratory to repeat the measurement. Hong Kong Calibration Ltd. shall not be liable for any loss or damage resulting from the use of the equipment.

The test equipment used for calibration are traceable to International System of Units (SI).

The test results apply to the above Unit-Under-Test only

Calibrated by : 
P. F. Wong

Approved by : 
Dorothy Cheuk

Date: 12-Jun-12

This Certificate is issued by:
Hong Kong Calibration Ltd.
Unit 8B, 24/F., Well Fung Industrial Centre, No. 58-76, Ta Chuen Ping Street, Kwai Chung, NT, Hong Kong.
Tel: 2425 8801 Fax: 2425 8646



Calibration Certificate

Certificate No. 23551

Page 2 of 4 Pages

Results :

1. SPL Accuracy

UUT Setting				Applied Value (dB)	UUT Reading (dB)
Range	Parameter	Frequency Wt.	Freq. Response		
20 - 100	SPL	dBA	F	94.0	93.8
			S		93.8
		dBC	F		93.9
		dBL	F		93.9
		1 kHz	F		93.9
40 - 120	SPL	dBA	F	94.0	93.9
		1 kHz	F		94.0
	SPL	dBA	F	114.0	114.0
			S		114.0
		dBC	F		114.0
		dBL	F		114.1
1 kHz	F	114.0			

IEC 651 Type 1 Spec. : ± 0.7 dB

Uncertainty : ± 0.1 dB

2. Level Stability : 0.0 dB

IEC 651 Type 1 Spec. : ± 0.3 dB

Uncertainty : ± 0.01 dB

3. Linearity

3.1 Level Linearity

UUT Range (dB)	Applied Value (dB)	UUT Reading (dB)	Variation (dB)	IEC 651 Type 1 Spec. (Primary Indicator Range)
140	114.0	113.8	-0.1	± 0.7 dB
130	104.0	103.9	0.0	
120	94.0	93.9 (Ref.)	--	
110	84.0	83.9	0.0	
100	74.0	73.9	0.0	
90	64.0	63.9	0.0	
90	54.0	53.9	0.0	

Uncertainty : ± 0.1 dB



Calibration Certificate

Certificate No. **23551**

Page 3 of 4 Pages

3.2 Differential level linearity

UUT Range (dB)	Applied Value (dB)	UUT Reading (dB)	Variation (dB)	IEC 651 Type 1 Spec.
120	84.0	83.9	0.0	± 0.4 dB
	94.0	93.9 (Ref.)	--	
	95.0	94.8	-0.1	± 0.2 dB

Uncertainty : ± 0.1 dB

4. Frequency Weighting

A weighting

Frequency	Attenuation (dB)	IEC 651 Type 1 Spec.
31.5 Hz	-39.4	- 39.4 dB, ± 1.5 dB
63 Hz	-26.1	- 26.2 dB, ± 1.5 dB
125 Hz	-16.1	- 16.1 dB, ± 1 dB
250 Hz	-8.6	- 8.6 dB, ± 1 dB
500 Hz	-3.2	- 3.2 dB, ± 1 dB
1 kHz	0.0 (Ref)	0 dB, ± 1 dB
2 kHz	+1.3	+ 1.2 dB, ± 1 dB
4 kHz	+1.0	+ 1.0 dB, ± 1 dB
8 kHz	-1.1	- 1.1 dB, + 1.5 dB ~ -3 dB
16 kHz	-6.7	- 6.6 dB, + 3 dB ~ -∞

Uncertainty : ± 0.1 dB

5. Time Averaging

Applied Burst duty Factor	Applied Leq Value (dB)	UUT Reading (dB)	IEC 804 Type 1 Spec.
continuous	40.0	40.0	--
1/10	40.0	39.9	± 0.5 dB
1/10 ²	40.0	39.8	
1/10 ³	40.0	39.7	± 1.0 dB
1/10 ⁴	40.0	39.5	

Uncertainty : ± 0.1 dB



Calibration Certificate

Certificate No. 23551

Page 4 of 4 Pages

6. Filter Response

Filter Setting	Attenuation (dB)	IEC 1260 Class 1 Spec.
125 Hz	-63.5	< - 61
250 Hz	-44.7	< - 42
500 Hz	-20.8	< - 17.5
707 Hz	-3.5	- 2 ~ - 5
1 kHz (Ref.)	0.0 (Ref.)	--
1.414 kHz	-3.9	- 2 ~ - 5
2 kHz	-21.2	< - 17.5
4 kHz	-44.9	< - 42
8 kHz	-63.7	< - 61

Uncertainty : ± 0.2 dB

- Remark : 1. UUT : Unit-Under-Test
2. The uncertainty claimed is for a confidence probability of not less than 95%.
3. Atmospheric Pressure : 992 hPa

----- END -----



Calibration Certificate

Certificate No. **25144**

Page 1 of 2 Pages

Customer : Lam Geotechnics Limited

Address : 11/F, Centre Point, 181-185 Gloucester Road, Wanchai, Hong Kong.

Order No. : Q22033

Date of receipt : 2-Aug-12

Item Tested

Description : Sound Level Calibrator

Manufacturer : B & K

Model : Type 4230

Serial No. : 1411076

Test Conditions

Date of Test : 10-Aug-12

Supply Voltage : --

Ambient Temperature : (23 ± 3)°C

Relative Humidity : (50 ± 25) %

Test Specifications

Calibration check.

Ref. Document/Procedure: F21, Z02.

Test Results

All results were within the IEC 942 Class 1 specification.

The results are shown in the attached page(s).

Main Test equipment used:


<u>Equipment No.</u>	<u>Description</u>	<u>Cert. No.</u>	<u>Traceable to</u>
S014	Spectrum Analyzer	13535	NIM-PRC & SCL-HKSAR
S024	Sound Level Calibrator	15136	NIM-PRC & SCL-HKSAR
S041	Universal Counter	15610	SCL-HKSAR
S191	6½ dgt. Multimeter	20033	NIM-PRC

The values given in this Calibration Certificate only relate to the values measured at the time of the test and any uncertainties quoted will not include allowance for the equipment long term drift, variations with environmental changes, vibration and shock during transportation, overloading, mis-handling, or the capability of any other laboratory to repeat the measurement. Hong Kong Calibration Ltd. shall not be liable for any loss or damage resulting from the use of the equipment.


The test equipment used for calibration are traceable to International System of Units (SI).

The test results apply to the above Unit-Under-Test only

Calibrated by :


Stephen Chu

Approved by :


Dorothy Cheuk

Date: 10-Aug-12

This Certificate is issued by:

Hong Kong Calibration Ltd.

Unit 8B, 24/F., Well Fung Industrial Centre, No. 58-76, Ta Chuen Ping Street, Kwai Chung, NT, Hong Kong.

Tel: 2425 8801 Fax: 2425 8646



Calibration Certificate

Certificate No. **25144**

Page 2 of 2 Pages

Results :

1. Level Accuracy

UUT Nominal Value (dB)	Measured Value (dB)	IEC 942 Class 1 Spec.
94	93.96	± 0.3 dB

Uncertainty : ± 0.2 dB

2. Frequency

UUT Nominal Value	Measured Value	IEC 942 Class 1 Spec.
1 kHz	1.000 kHz	± 2 %

Uncertainty : $\pm 3.6 \times 10^{-6}$

3. Level Stability : 0.0 dB

IEC 942 Class 1 Spec. : ± 0.1 dB

Uncertainty : ± 0.01 dB

4. Total Harmonic Distortion : < 1.5 %

IEC 942 Class 1 Spec. : < 3 %

Uncertainty : ± 2.3 % of reading

Remark : 1. UUT : Unit-Under-Test

2. The above measured values are the mean of 3 measurement.

3. The uncertainty claimed is for a confidence probability of not less than 95%.

4. Atmospheric Pressure : 995 hPa.

----- END -----



TISCH ENVIRONMENTAL, INC.
 145 SOUTH MIAMI AVE.
 VILLAGE OF CLEVELAND, OH 45002
 513.467.9000
 877.263.7610 TOLL FREE
 513.467.9009 FAX
 WWW.TISCH-ENV.COM

AIR POLLUTION MONITORING EQUIPMENT

ORIFICE TRANSFER STANDARD CERTIFICATION WORKSHEET TE-5025A

Date - Jul 19, 2012 Rootmeter S/N 0438320 Ta (K) - 298
 Operator Tisch Orifice I.D. - 0005 Pa (mm) - 751.84

PLATE OR Run #	VOLUME START (m3)	VOLUME STOP (m3)	DIFF VOLUME (m3)	DIFF TIME (min)	METER	ORFICE
					DIFF Hg (mm)	DIFF H2O (in.)
1	NA	NA	1.00	1.3840	3.2	2.00
2	NA	NA	1.00	0.9760	6.4	4.00
3	NA	NA	1.00	0.8730	7.9	5.00
4	NA	NA	1.00	0.8340	8.8	5.50
5	NA	NA	1.00	0.6890	12.7	8.00

DATA TABULATION

Vstd	(x axis) Qstd	(y axis)	Va	(x axis) Qa	(y axis)
0.9850	0.7117	1.4066	0.9957	0.7194	0.8903
0.9809	1.0050	1.9892	0.9915	1.0159	1.2591
0.9788	1.1212	2.2240	0.9894	1.1333	1.4078
0.9777	1.1723	2.3326	0.9883	1.1850	1.4765
0.9725	1.4115	2.8132	0.9831	1.4268	1.7807
Qstd slope (m) = 2.01145			Qa slope (m) = 1.25953		
intercept (b) = -0.02803			intercept (b) = -0.01774		
coefficient (r) = 0.99995			coefficient (r) = 0.99995		
y axis = SQRT[H2O(Pa/760) (298/Ta)]			y axis = SQRT[H2O(Ta/Pa)]		

CALCULATIONS

$$Vstd = \text{Diff. Vol} [(Pa - \text{Diff. Hg}) / 760] (298 / Ta)$$

$$Qstd = Vstd / \text{Time}$$

$$Va = \text{Diff Vol} [(Pa - \text{Diff Hg}) / Pa]$$

$$Qa = Va / \text{Time}$$

For subsequent flow rate calculations:

$$Qstd = 1/m \{ [\text{SQRT}(H2O(Pa/760) (298/Ta))] - b \}$$

$$Qa = 1/m \{ [\text{SQRT} H2O(Ta/Pa)] - b \}$$



Lam Geotechnics Limited

Calibration Data for High Volume Sampler (TSP Sampler)

Location : MA1e Calibration Date : 6-Apr-13
 Equipment no. : EL455 Calibration Due Date : 6-Jun-13

CALIBRATION OF CONTINUOUS FLOW RECORDER

Ambient Condition			
Temperature, T _a	294	Kelvin	Pressure, P _a
			1008 mmHg

Orifice Transfer Standard Information			
Equipment No.	EL086	Slope, m _c	2.01145
		Intercept, b _c	-0.02803
Last Calibration Date	19-Jul-12	$(H \times P_a / 1013.3 \times 298 / T_a)^{1/2}$ $= m_c \times Q_{std} + b_c$	
Next Calibration Date	19-Jul-13		

Calibration of RSP						
Calibration Point	Manometer Reading			Q _{std} (m ³ / min.) X-axis	Continuous Flow Recorder, W (CFM)	IC (W(P _a /1013.3x298/T _a) ^{1/2} /35.31) Y-axis
	(up)	(down)	(difference)			
1	6.2	6.2	12.4	1.7718	62	63.2610
2	5.2	5.2	10.4	1.6239	55	55.2279
3	3.9	3.9	7.8	1.4082	44	44.1823
4	2.6	2.6	5.2	1.1523	31	31.1284
5	1.6	1.6	3.2	0.9070	20	20.0829

By Linear Regression of Y on X

Slope, m = 50.0672 Intercept, b = -25.9471
 Correlation Coefficient* = 0.9995
 Calibration Accepted = Yes/No**

* if Correlation Coefficient < 0.990, check and recalibration again.

** Delete as appropriate.

Remarks : _____

Calibrated by : Sam Checked by : Derek Lo
 Date : 6-Apr-13 Date : 6-Apr-13



Lam Geotechnics Limited

Calibration Data for High Volume Sampler (TSP Sampler)

Location : MA1w
 Equipment no. : EL080

Calibration Date : 6-Apr-13
 Calibration Due Date : 6-Jun-13

CALIBRATION OF CONTINUOUS FLOW RECORDER

Ambient Condition			
Temperature, T _a	294	Kelvin	Pressure, P _a
			1008 mmHg

Orifice Transfer Standard Information			
Equipment No.	EL086	Slope, m _c	2.01145
		Intercept, b _c	-0.02803
Last Calibration Date	19-Jul-12	$\left(H \times P_a / 1013.3 \times 298 / T_a \right)^{1/2}$ $= m_c \times Q_{std} + b_c$	
Next Calibration Date	19-Jul-13		

Calibration of RSP						
Calibration Point	Manometer Reading			Q _{std} (m ³ / min.) X-axis	Continuous Flow Recorder, W (CFM)	IC (W(P _a /1013.3x298/T _a) ^{1/2} /35.31) Y-axis
	(up)	(down)	(difference)			
1	6.0	6.0	12.0	1.7433	60	60.2486
2	5.1	5.1	10.2	1.6083	52	52.2155
3	4.0	4.0	8.0	1.4259	42	42.1740
4	2.5	2.5	5.0	1.1302	26	26.1077
5	1.5	1.5	3.0	0.8786	14	14.0580

By Linear Regression of Y on X

Slope, m = 53.4851 Intercept, b = -33.6323
 Correlation Coefficient* = 0.9994
 Calibration Accepted = Yes/No**

* if Correlation Coefficient < 0.990, check and recalibration again.

** Delete as appropriate.

Remarks : _____

Calibrated by : Sam
 Date : 6-Apr-13

Checked by : Derek Lo
 Date : 6-Apr-13



Lam Geotechnics Limited

Calibration Data for High Volume Sampler (TSP Sampler)

Location : CMA5a
 Equipment no. : EL380

Calibration Date : 6-Apr-13
 Calibration Due Date : 6-Jun-13

CALIBRATION OF CONTINUOUS FLOW RECORDER

Ambient Condition			
Temperature, T _a	294	Kelvin	Pressure, P _a
			1008 mmHg

Orifice Transfer Standard Information			
Equipment No.	EL086	Slope, m _c	2.01145
		Intercept, b _c	-0.02803
Last Calibration Date	19-Jul-12	$\left(H \times P_a / 1013.3 \times 298 / T_a \right)^{1/2}$ $= m_c \times Q_{std} + b_c$	
Next Calibration Date	19-Jul-13		

Calibration of RSP						
Calibration Point	Manometer Reading			Q _{std} (m ³ / min.) X-axis	Continuous Flow Recorder, W (CFM)	IC (W(P _a /1013.3x298/T _a) ^{1/2} /35.31) Y-axis
	(up)	(down)	(difference)			
1	6.1	6.1	12.2	1.7576	60	60.2486
2	5.1	5.1	10.2	1.6083	52	52.2155
3	4.0	4.0	8.0	1.4259	44	44.1823
4	2.5	2.5	5.0	1.1302	32	32.1326
5	1.5	1.5	3.0	0.8786	22	22.0912

By Linear Regression of Y on X

Slope, m = 42.8348 Intercept, b = -16.0869
 Correlation Coefficient* = 0.9987
 Calibration Accepted = Yes/No**

* if Correlation Coefficient < 0.990, check and recalibration again.

** Delete as appropriate.

Remarks : _____

Calibrated by : Sam
 Date : 6-Apr-13

Checked by : Derek Lo
 Date : 6-Apr-13



Lam Geotechnics Limited

Calibration Data for High Volume Sampler (TSP Sampler)

Location : CMA4a
 Equipment no. : EL390

Calibration Date : 6-Apr-13
 Calibration Due Date : 6-Jun-13

CALIBRATION OF CONTINUOUS FLOW RECORDER

Ambient Condition			
Temperature, T _a	294	Kelvin	Pressure, P _a
			1008 mmHg

Orifice Transfer Standard Information			
Equipment No.	EL086	Slope, m _c	2.01145
		Intercept, b _c	-0.02803
Last Calibration Date	19-Jul-12	$(H \times P_a / 1013.3 \times 298 / T_a)^{1/2}$ $= m_c \times Q_{std} + b_c$	
Next Calibration Date	19-Jul-13		

Calibration of RSP						
Calibration Point	Manometer Reading			Q _{std} (m ³ / min.) X-axis	Continuous Flow Recorder, W (CFM)	IC (W(P _a /1013.3x298/T _a) ^{1/2} /35.31) Y-axis
	(up)	(down)	(difference)			
1	6.1	6.1	12.2	1.7576	61	61.2527
2	5.0	5.0	10.0	1.5926	52	52.2155
3	4.1	4.1	8.2	1.4435	44	44.1823
4	2.5	2.5	5.0	1.1302	29	29.1202
5	1.5	1.5	3.0	0.8786	19	19.0787

By Linear Regression of Y on X

Slope, m = 48.0621 Intercept, b = -24.2184
 Correlation Coefficient* = 0.9983
 Calibration Accepted = Yes/No**

* if Correlation Coefficient < 0.990, check and recalibration again.

** Delete as appropriate.

Remarks : _____

Calibrated by : Sam
 Date : 6-Apr-13

Checked by : Derek Lo
 Date : 6-Apr-13



Lam Geotechnics Limited

Calibration Data for High Volume Sampler (TSP Sampler)

Location : CMA3a
 Equipment no. : EL888

Calibration Date : 6-Apr-13
 Calibration Due Date : 6-Jun-13

CALIBRATION OF CONTINUOUS FLOW RECORDER

Ambient Condition			
Temperature, T _a	294	Kelvin	Pressure, P _a
			1008 mmHg

Orifice Transfer Standard Information			
Equipment No.	EL086	Slope, m _c	2.01145
		Intercept, b _c	-0.02803
Last Calibration Date	19-Jul-12	$\left(H \times P_a / 1013.3 \times 298 / T_a \right)^{1/2}$ $= m_c \times Q_{std} + b_c$	
Next Calibration Date	19-Jul-13		

Calibration of RSP						
Calibration Point	Manometer Reading			Q _{std} (m ³ / min.) X-axis	Continuous Flow Recorder, W (CFM)	IC (W(P _a /1013.3x298/T _a) ^{1/2} /35.31) Y-axis
	(up)	(down)	(difference)			
1	6.1	6.1	12.2	1.7576	55	55.2279
2	5.0	5.0	10.0	1.5926	47	47.1947
3	4.0	4.0	8.0	1.4259	40	40.1657
4	2.4	2.4	4.8	1.1077	26	26.1077
5	1.3	1.3	2.6	0.8189	15	15.0622

By Linear Regression of Y on X

Slope, m = 42.7628 Intercept, b = -20.5735
 Correlation Coefficient* = 0.9993
 Calibration Accepted = Yes/No**

* if Correlation Coefficient < 0.990, check and recalibration again.

** Delete as appropriate.

Remarks : _____

Calibrated by : Sam
 Date : 6-Apr-13

Checked by : Derek Lo
 Date : 6-Apr-13



Lam Geotechnics Limited

Calibration Data for High Volume Sampler (TSP Sampler)

Location : CMA2a
 Equipment no. : EL449

Calibration Date : 6-Apr-13
 Calibration Due Date : 6-Jun-13

CALIBRATION OF CONTINUOUS FLOW RECORDER

Ambient Condition			
Temperature, T _a	294	Kelvin	Pressure, P _a
			1008 mmHg

Orifice Transfer Standard Information			
Equipment No.	EL086	Slope, m _c	2.01145
		Intercept, b _c	-0.02803
Last Calibration Date	19-Jul-12	$\left(H \times P_a / 1013.3 \times 298 / T_a \right)^{1/2}$ $= m_c \times Q_{std} + b_c$	
Next Calibration Date	19-Jul-13		

Calibration of RSP						
Calibration Point	Manometer Reading			Q _{std} (m ³ / min.) X-axis	Continuous Flow Recorder, W (CFM)	IC (W(P _a /1013.3x298/T _a) ^{1/2} /35.31) Y-axis
	(up)	(down)	(difference)			
1	6.1	6.1	12.2	1.7576	57	57.2362
2	5.0	5.0	10.0	1.5926	50	50.2072
3	4.1	4.1	8.2	1.4435	43	43.1782
4	2.5	2.5	5.0	1.1302	28	28.1160
5	1.5	1.5	3.0	0.8786	17	17.0704

By Linear Regression of Y on X

Slope, m = 46.1851 Intercept, b = -23.6731
 Correlation Coefficient* = 0.9998
 Calibration Accepted = Yes/No**

* if Correlation Coefficient < 0.990, check and recalibration again.

** Delete as appropriate.

Remarks : _____

Calibrated by : Sam
 Date : 6-Apr-13

Checked by : Derek Lo
 Date : 6-Apr-13



Lam Geotechnics Limited

Calibration Data for High Volume Sampler (TSP Sampler)

Location : CMA1b
 Equipment no. : EL452

Calibration Date : 6-Apr-13
 Calibration Due Date : 6-Jun-13

CALIBRATION OF CONTINUOUS FLOW RECORDER

Ambient Condition			
Temperature, T _a	294	Kelvin	Pressure, P _a
			1008 mmHg

Orifice Transfer Standard Information			
Equipment No.	EL086	Slope, m _c	2.01145
		Intercept, b _c	-0.02803
Last Calibration Date	19-Jul-12	$(H \times P_a / 1013.3 \times 298 / T_a)^{1/2}$ $= m_c \times Q_{std} + b_c$	
Next Calibration Date	19-Jul-13		

Calibration of RSP						
Calibration Point	Manometer Reading			Q _{std} (m ³ / min.) X-axis	Continuous Flow Recorder, W (CFM)	IC (W(P _a /1013.3x298/T _a) ^{1/2} /35.31) Y-axis
	(up)	(down)	(difference)			
1	5.9	5.9	11.8	1.7288	60	60.2486
2	5.1	5.1	10.2	1.6083	54	54.2237
3	4.0	4.0	8.0	1.4259	46	46.1906
4	2.5	2.5	5.0	1.1302	33	33.1367
5	1.4	1.4	2.8	0.8493	22	22.0912

By Linear Regression of Y on X

Slope, m = 43.3289 Intercept, b = -15.2509
 Correlation Coefficient* = 0.9994
 Calibration Accepted = Yes/No**

* if Correlation Coefficient < 0.990, check and recalibration again.

** Delete as appropriate.

Remarks : _____

Calibrated by : Sam
 Date : 6-Apr-13

Checked by : Derek Lo
 Date : 6-Apr-13